

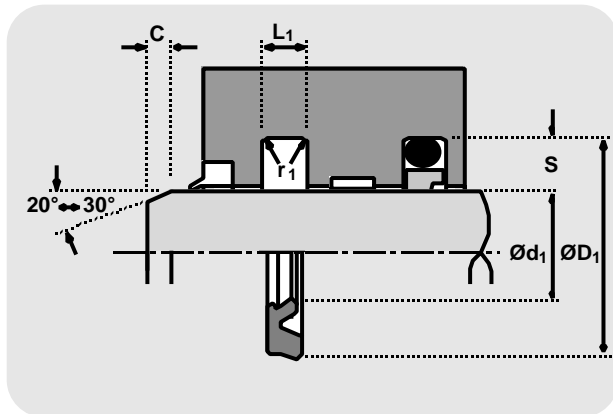
# Hallite



616

TECHNICAL DETAILS		METRIC	INCH
<b>OPERATING CONDITIONS</b>			
MAXIMUM SPEED	1.0 m/sec	3.0 ft/sec	
TEMPERATURE RANGE	-45°C + 110°C	-50°F + 230°F	
MAXIMUM PRESSURE	240 bar	3500 p.s.i.	
<b>MAXIMUM EXTRUSION GAP</b>			
PRESSURE bar	160	240	
MAXIMUM GAP mm	0.6	0.5	
PRESSURE p.s.i.	2400	3750	
<b>SURFACE ROUGHNESS</b>			
DYNAMIC SEALING FACE $\varnothing d_1$	0.1 ↔ 0.4	4 max	$\mu\text{inCLA}$ 4 ↔ 16 $\mu\text{inRMS}$ 5 ↔ 18
STATIC SEALING FACE $\varnothing D_1$	1.6 max	10 max	63 max    70 max
STATIC HOUSING FACES $L_1$	3.2 max	16 max	125 max    140 max
<b>CHAMFERS &amp; RADII</b>			
GROOVE SECTION S mm	3.75	5.50	7.75
MIN CHAMFER C mm	2.00	3.00	5.00
MAX FILLET RAD $r_1$ mm	0.40	0.80	1.20
<b>TOLERANCES</b>			
$\varnothing d_1$	$\varnothing D_1$	$L_1$ mm	
f9	H11	+0.25 -0	

Figures show the maximum permissible gap all on one side using minimum rod  $\varnothing$  and maximum clearance  $\varnothing$ .



**NOTE**

Hallite 616 is used either as a single seal or in a combination with Hallite 16. The latter arrangement is recommended when pressure peaks can occur, as in cylinders with cushioning, in this case the Hallite 16 is fitted into the pressure side of the housing while the Hallite 616 ensures minimal leakage sealing.

It is recommended that the Hallite technical department be consulted when considering this arrangement.

**DESIGN**

The Hallite 616 is a revolutionary seal from Hallite. Incorporating the sealing efficiency of the Hallite 605 with the compact grooves used by PTFE rod seals.

Hallite's 616 is an asymmetric twin lip seal, designed for light and medium duty applications where space and friction are at a premium.

Manufactured in Hallite's high performance polyurethane Hythane 181, the Hallite 616 is an extremely flexible seal making installation very easy.

**FEATURES:**

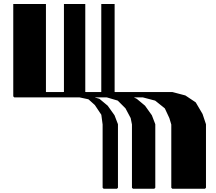
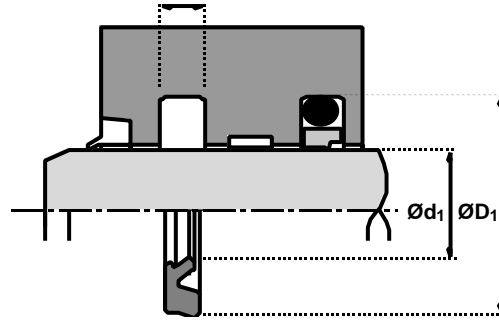
- EASY ASSEMBLY
- TWIN LIP PERFORMANCE
- ISO 7425 HOUSINGS

**NB:** Part numbers suffixed by "‡" indicate housing sizes to meet ISO7425-2.

Rod seals

# Hallite 616

metric



$\varnothing d_1$	TOL f9	$\varnothing D_1$	TOL H11	SL	$L_1$ +0.25-0	PART No.
14	-0.016 -0.059	21.5	+0.13 +0.00	2.8	3.2	4577700‡
18	-0.016 -0.059	25.5	+0.13 +0.00	2.8	3.2	4341800‡
20	-0.016 -0.059	27.5	+0.13 +0.00	2.8	3.2	4721700
20	-0.020 -0.072	31.0	+0.16 +0.00	3.9	4.2	4367400‡
22	-0.020 -0.072	33.0	+0.16 +0.00	3.9	4.2	4341900‡
25	-0.020 -0.072	32.5	+0.16 +0.00	3.9	3.2	4721800
25	-0.020 -0.072	36.0	+0.16 +0.00	3.9	4.2	4367500‡
25.4	-0.020 -0.072	32.9	+0.16 +0.00	2.8	3.2	4469000
28	-0.020 -0.072	39.0	+0.16 +0.00	3.9	4.2	4367600‡
30	-0.020 -0.072	41.0	+0.16 +0.00	3.9	4.2	4404500
32	-0.025 -0.072	39.5	+0.16 +0.00	3.9	3.2	4714800
32	-0.025 -0.087	43.0	+0.16 +0.00	3.9	4.2	4367700‡
36	-0.025 -0.087	47.0	+0.16 +0.00	3.9	4.2	4353100‡
40	-0.025 -0.087	51.0	+0.16 +0.00	3.9	4.2	4722900
40	-0.025 -0.087	55.5	+0.19 +0.00	6.0	6.3	4367800
45	-0.025 -0.087	56.0	+0.19 +0.00	3.9	4.2	4556300‡
45	-0.025 -0.087	60.5	+0.19 +0.00	6.0	6.3	4367900
50	-0.025 -0.087	61.0	+0.19 +0.00	6.0	4.2	4723000

$\varnothing d_1$	TOL f9	$\varnothing D_1$	TOL H11	SL	$L_1$ +0.25-0	PART No.
50	-0.025 -0.087	65.5	+0.19 +0.00	6.0	6.3	4368000
56	-0.030 -0.104	71.5	+0.19 +0.00	6.0	6.3	4368100‡
60	-0.030 -0.104	70.6	+0.19 +0.00	3.9	4.2	4410800
60	-0.030 -0.104	75.5	+0.19 +0.00	6.0	6.3	4727100
63	-0.030 -0.104	78.5	+0.19 +0.00	6.0	6.3	4368200‡
65	-0.030 -0.104	80.5	+0.19 +0.00	6.0	6.3	4548000
70	-0.030 -0.104	85.5	+0.22 +0.00	6.0	6.3	4368300‡
75	-0.030 -0.104	90.5	+0.22 +0.00	6.0	6.3	4728200
80	-0.030 -0.104	95.5	+0.22 +0.00	6.0	6.3	4368400‡
85	-0.036 -0.123	100.5	+0.22 +0.00	6.0	6.3	4538400
90	-0.036 -0.123	105.5	+0.22 +0.00	6.0	6.3	4368500‡
95	-0.036 -0.123	110.5	+0.22 +0.00	6.0	6.3	4538500
100	-0.036 -0.123	115.5	+0.22 +0.00	6.0	6.3	4368600‡
110	-0.036 -0.123	125.5	+0.25 +0.00	6.0	6.3	4545400‡
125	-0.043 -0.143	140.5	+0.25 +0.00	6.0	6.3	4545500‡
140	-0.043 -0.143	155.5	+0.25 +0.00	6.0	6.3	4545600‡
160	-0.043 -0.143	175.5	+0.25 +0.00	6.0	6.3	4548100‡